



EMISSIONS SERVICE BULLETIN
E08-05

Product Service
Department

6/27/2008

To: All RedMax Distributors and Dealers
Subject: Emission Carburetor Tool and Caps

PRODUCT MODEL

ENGINE SERIAL NUMBER

All units using a Walbro WYA Carburetor

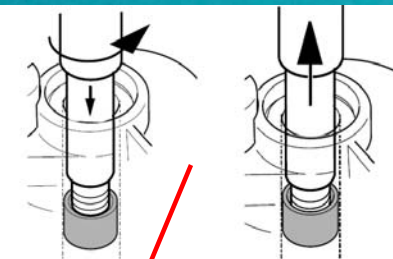
All units using a Walbro WYA Carburetor

RedMax now offers a Carburetor Limiter Cap Removal and Installation Tool. The part number for this tool is 848-8W9-0080 . The price for this tool is Distributor and Dealer net at \$10. This tool can only be purchased by RedMax Distributors and Authorized servicing Dealers. This tool is not to be sold to Consumers or End Users. The tool is only for use on Models that have published carburetor adjustment procedure Bulletins. This universal tool can be used on any WYA series carburetor used by any Manufacturer. The Limiter Caps are available from RedMax and they are packed 20 to a package. The Limiter Cap part number is 848-F40-80D0.


Low and High Speed Limiter Cap Removal

1. Screw limiter cap removal tool counterclockwise (CCW) 4-5 turns into Low and High speed mixture needle limiter caps.
2. Pull limiter caps out from, both Low and High speed mixture needle holes.

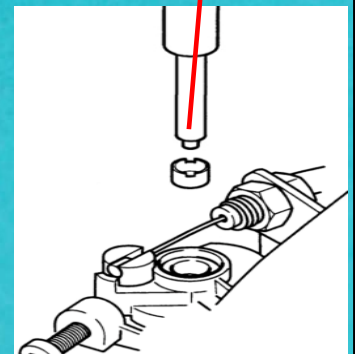
NOTE : If cap is damaged and stays in the hole, use pick type tool to remove.



Cap installation end



IMPORTANT: To comply with the Emission regulations, insert new limiter caps in the Low and High speed mixture needle holes. To prevent tampering press the new limiter caps deep into the needle holes using the limiter cap tool.





OPERATORS MANUAL ADDENDUM

Attention: Gasoline Requirements

All 2-Stroke RedMax Products are powered by Zenoah Professional-Commercial Duty, Hi-Performance, Hi-RPM, **Air Cooled** 2-Stroke engines.

RedMax/Zenoah – Hi-Performance 2-stroke engines produce higher HP outputs as compared to standard Home Owner Duty or Light Commercial Duty production engines offered by most manufacturers.

The RedMax/Zenoah Engines are registered and certified with CARB (California Air Resources Board) and EPA (Environmental Protection Agency) to operate on CLEAN Mid-grade 89 Octane [R+M]/2 or Premium, unleaded (lead-free) gasoline and RedMax Air-Cooled “Max Life”, Synthetic blend Premium two-stroke engine oil mixed at 50:1 ratio.

This Hi-Performance Air Cooled 2-stroke Engine requires the use of **Minimum** 89 Octane [R+M]/2 (Mid grade or Premium) clean gasoline. Gasoline may contain maximum of 10% Ethanol (grain alcohol) or up to 15% MTBE (Methyl tertiary-butyl ether). Gasoline containing Methanol (Wood Alcohol) is **NOT** approved.

WARNING: Gasoline with a octane rating **lower than 89** will greatly increase the engines operating temperature. Low octane gasoline will cause detonation (knock) resulting in piston seizures and major internal engine mechanical components damage.

Note: IF octane rating of the Mid Grade gasoline in your area is lower than 89 Octane use Premium Unleaded Gasoline. The majority of all 2-stroke engine manufacturers in the USA and Canada recommend using gasoline with 89 Octane or higher.

Note: Failures caused by operating engines on gasoline with octane rating lower than 89 are not covered by the RedMax Two-Stroke engine warranty.

WARNING: Alternative Fuels (Not Gasoline)

Alternative fuels, such as E-15 (15% ethanol), E-20 (20% ethanol), E-85 (85% ethanol) are **NOT** classified as gasoline and are **NOT** approved for use in RedMax 2-stroke gasoline engines. Use of alternative fuels will cause major engine performance and durability problems such as: improper clutch engagements, overheating, vapor lock, power loss, lubrication deficiency, deterioration of fuel lines, gaskets and internal carburetor components, etc... Alternative fuels cause high moisture absorption into the fuel/oil mixture leading to oil and fuel separation.